


Distinctly Different Digital

90+
adhesion



autonomous[®]

TI-SERIES
THERMAL INKJET

HP TIJ2.5 THERMAL INKJET PRINTER



NO CLOGGING

The only HP TIJ 2.5 printer that never clogs



SMART, OMNICOOMPATIBLE & 100% INDUSTRY READY



POLYtij[®] INKS BRING REAL CIF PERFORMANCE TO HPTIJ2.5



SLIMLINE: SAVE UPTO 50% ON EQUIPMENT COSTS

Software
NiceLabel

kortho **CONTROL CENTER**TM

SLIMLINETM
CONCEPT

digital
NEXTGEN

autonomous®

TI SERIES

HP TIJ2.5 THERMAL INKJET PRINTER

FEATURES

MADE IN HOLLAND

Kortho was founded in Amsterdam in 1926 and is still a Dutch family owned business today. Like all our printers the Ti-series is 100% made in The Netherlands



ROBOCAP

Patented RoboCap™: Cartridges are automatically capped when not printing and if needed purged into a disposable collector right before a new first print. Effectively resolving TIJ clogging.



OPTIMAL CAP PERFORMANCE

Patented RoboCap™: As the cap and purge collector are part the cartridge they are also frequently renewed. This prevents wear and old ink accumulation from compromising their workings



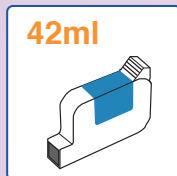
POLYtij : CIJ PERFORMANCE

POLYtij® Ink: Brings true CIJ non-porous performance to Thermal Inkjet. Offering an instant product drying time and a 90+ rub resistance adhesion on metals, glass and even plastics.




OPTIMAL INK DELIVERY

POLYtij® Ink: Offers a market leading 40ml ink delivery per cartridge. Resulting in a 10-15% higher ink delivery in comparison with other fast-dry solvent TIJ inks on the market.



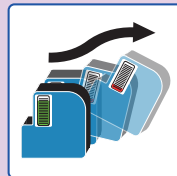
THROWDISTANCE

POLYtij® Ink: Depending on character height, an throw distance of up to 13mm can be achieved. Making installations less critical and enabling printing on non-flat surfaces.



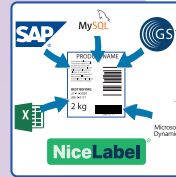
AUTO CARTRIDGE RETRACT

The empty cartridge is offered for exchange away from the print position. Offering a safe and easy exchange clear of the products and the production line.




MULTI LANGUAGE GUI

Universal keyboard, TrueType and Unicode font support. Support for extended label autocodes, label content and multiple languages for system menu's and keyboards.




DATABASE PRINTING

Create variable fields in labels and update their content in real-time from one or more databases/spreadsheets, ERP output files, PLC strings or TCP/IP protocol commands.



SAVE PRINTER IMAGE

Save current image of any connected printer profile including all labels and settings. This allows for the quick and easy recovery of previously used printer settings.



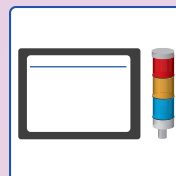
S113 BARCODE TYPES

Internal barcode generator for more than 113 different barcode types. Convert any internally generated or externally sent ascii value string into a barcode in real-time.



SAVE ON CONTROLLERS

Built according to SLIMLINE™ Smart, Less Is More philosophy. Save costs on controllers by operating multiple printers from one single terminal. Maximizing central control benefits.



LED-STRIP SIGNALING

Printer integrated dual RGB LED strips and full color status screen facilitates the use without (nearby) HMI, but also avoids the need for additional signaling equipment.



KORTHO CONTROL CENTER GUI

Operated with Kortho Control Center (KCC) software. Free and very complete platform designed to make Industry 4.0 coding easy and quick to implement. See separate KCC leaflet for details.



100% INDUSTRY 4.0 READY

Open platform and Windows native OS. Especially designed for extended communication options with third party software. Including Windows generic network driver and 350+ commands protocol.

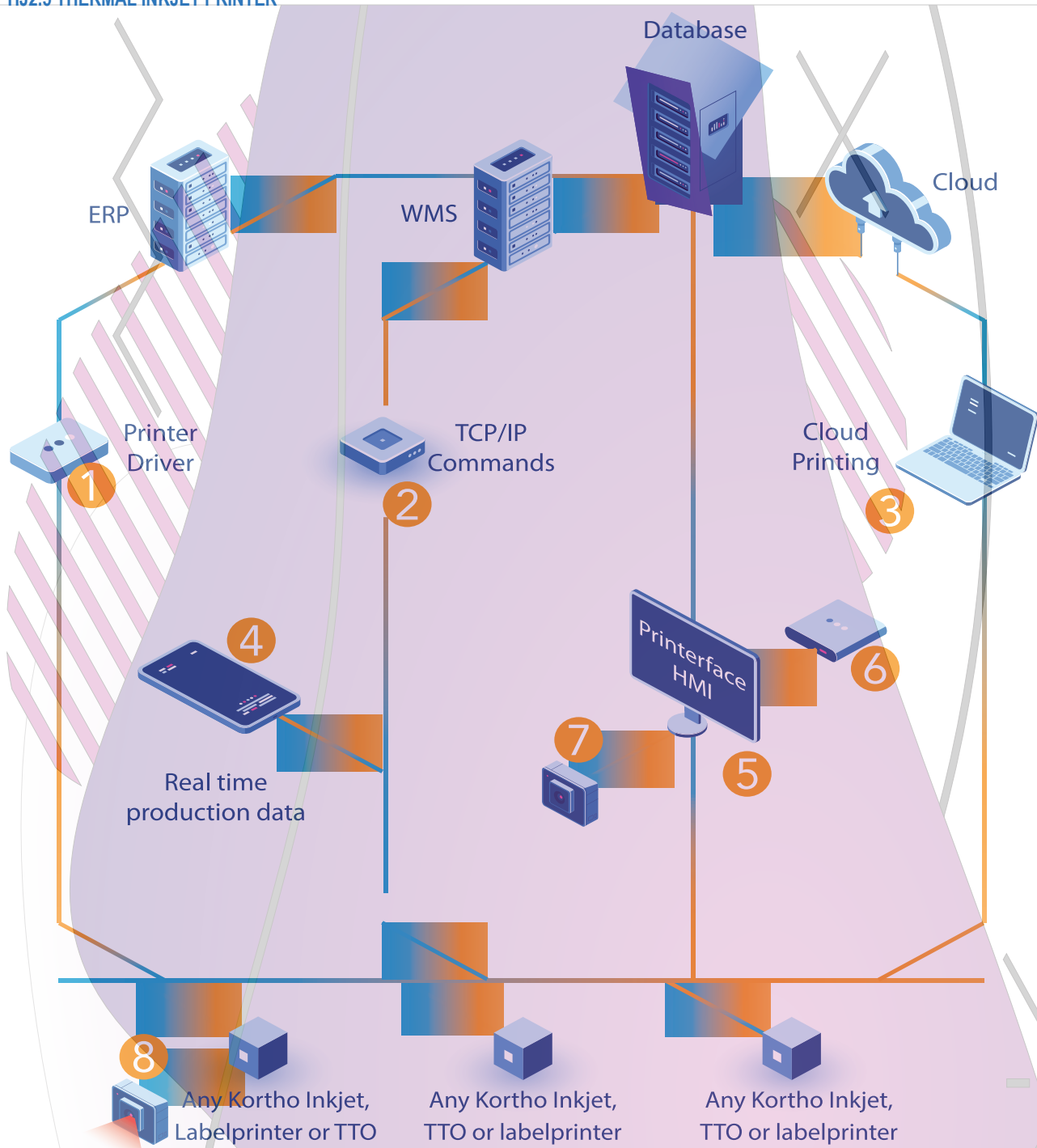


REMOTE DIAGNOSTICS

Full printer diagnostics including real-time scope traces of the physical status, position, speed and trajectory of all internal wearing and moving parts.

*yet to be established or unlocked with future firmware releases

HP TIJ2.5 THERMAL INKJET PRINTER



1 Print directly from an ERP or WMS* by sending your own labels through the Windows printer driver.

2 Select labels, update label data or choose any of 350+ TCP/IP commands to communicate to the printer.

3 Print directly from the cloud or use *LMS to collect your data from the cloud to print real time information.

4 Monitor production data and statistics from the printer. Use the free variable Machine ID's to see your real time production status.

5 Let operators control the printer by using Kortho Control Center on the Printerface or an (previously purchased) third party HMI.

6 Connect PLC's, checkweighers, metal detectors or other in-line equipment to the Printerinterface and use LMS to read or send data.

7 Use a barcode scanner to select your label template from an LMS with the correct product information from a database and update the variable data.

8 Connect a barcode scanner directly to the printer to select the correct label from the label library by scanning a barcode from a production sheet.

* Enterprise Resource Planning (ERP) / Warehouse Management Software (WMS) / Label Management Software (LMS)

autonomous®

TI SERIES

TECHNICAL SPECIFICATIONS

HP TIJ2.5 THERMAL INKJET PRINTER

Printing	Max. print area vertical	12.7 mm
	Max. print area horizontal	1000 mm
	Max. resolution vertical	300 / 600 DPI
	Max. resolution horizontal	50 / 900 DPI
	Max. print speed @ 300 DPI	180 m/min for text - 60 m/min for barcodes
Physical	Print unit dimensions	
	Print unit weight	
	Print directions	Within 90 degrees angle from fully vertical to top down
	Connectors	Free configurable I/O port - Ethernet - USB - Power - Encoder - Dual photocell
	Power supply	
	Air supply	None needed
	Signaling	Integrated full color status screen and dual RGB LED strip beacons
	SLIMLIME concept	No controller needed, operation from any Windows (7+) system
	Material	Stainless steel and aluminum
Consumables	Thermal inkjet technology	Hewlett Packard HP45A & HP45si cartridges
	Ink technology	Polymer thermal inkjet technology
	Cartridge content	42 ml
	Ink adhesion performance	90+ rub resistance on glass, metals and plastics
	Drying time on product	1-3 seconds, substrate dependent
	Maximum open time	1 year/equal to ink shelf life (due to Robocap system)
HMI	Kortho HMI/GUI	See separate KCC leaflet for label design and (printer) control functions
	Third party HMI/GUI	Any Windows based LMS - Nicelabel, Bartender or other
	ERP direct	Direct printer control through ERP output files – SAP, Navision or other
Coms	Wired communication	Ethernet - I/O - USB
	Wireless communication	Bluetooth - RFID
	Supported protocols	Escape protocol - Communication Protocol with 350+ commands
	Driver	Generic Windows network driver
Accessories	Kortho Printerface IoT	Optional: Kortho Branded Windows Industrial tablet + bracket
	Ethernet cable	Industrial M12D network connector
	Encoder	Pulse encoder - can be mounted on production line
	Dual photocell	One for uncap/printer ready signal – Other for print signal
	Support bracket	Omnidirectional bracket included
	Custom bracket	Custom bracket sizes available on request

* yet to be established or (new features) unlocked with future firmware releases

Loftware
NiceLabel



Digital Next Gen
Part of the DIT group of companies
1&2, 74 Mason Street
Campbellfield, Victoria, 3061
Australia
Tele: +61393575533
Email:dit1161@me.com

digital
NEXTGEN